








WATERMELON

	Seed:	The seeds must be germinated beforehand.
	Container:	5L/8L bottle (needs more space, preferably the larger the bottle capacity, the better)
	How to plant it:	Use a substrate such as coconut fiber or perlite. Support systems are recommended to maintain growth.
	Light:	Plenty of sunlight (minimum 8 hours daily)
	Growth time:	80 days.
	Best time to plant it:	Spring and summer



CC BY-NC-SA 4.0 <https://creativecommons.org/licenses/by-nc-sa/4.0/>



Co-funded by
the European Union

Inclusive Hydroponic Crops is funded by the European Union. The opinions and views expressed are solely those of the author(s) and do not necessarily reflect those of the European Union or the European Education and Culture Executive Agency (EACEA). Neither the European Union nor EACEA can be held responsible for them.