







ZUCCHINI

	Seed:	Own or from a nursery.
	Container:	2L/5L bottle (needs more space for roots).
	How to plant it:	Germinate the sprout in moist substrate and then transfer it to the hydroponic system when it has at least 2 true leaves.
	Light:	Plenty of sunlight (minimum 6-8 hours daily).
	Growth time:	50-70 days.
	Best time to plant it:	Spring and summer.



CC BY-NC-SA 4.0 <https://creativecommons.org/licenses/by-nc-sa/4.0/>



Co-funded by
the European Union

Inclusive Hydroponic Crops is funded by the European Union. The opinions and views expressed are solely those of the author(s) and do not necessarily reflect those of the European Union or the European Education and Culture Executive Agency (EACEA). Neither the European Union nor EACEA can be held responsible for them.