







STRAWBERRIES

	Seed:	From nursery or strawberry plant cuttings.
	Container:	1.5L or 2L bottle (better if it is hanging for greater aeration).
	How to plant it:	Cut the bottle, fill it with nutrient solution and place the seedling with its roots in contact with the water.
	Light:	Plenty of sunlight (minimum 6-8 hours daily).
	Growth time:	90-120 days (can bear fruit several times a year).
	Best time to plant it:	Spring and summer.



CC BY-NC-SA 4.0 <https://creativecommons.org/licenses/by-nc-sa/4.0/>



Co-funded by
the European Union

Inclusive Hydroponic Crops is funded by the European Union. The opinions and views expressed are solely those of the author(s) and do not necessarily reflect those of the European Union or the European Education and Culture Executive Agency (EACEA). Neither the European Union nor EACEA can be held responsible for them.