








RADISH

	Seed:	Own or from a nursery.
	Container:	2L bottle.
	How to plant it:	Cut the bottle vertically, fill it with inert substrate (such as perlite or coconut fiber) and nutrient solution. Sow the seed directly into the substrate.
	Light:	Plenty of sunlight (minimum 5-6 hours daily).
	Growth time:	25-40 days.
	Best time to plant it:	Spring and autumn.



CC BY-NC-SA 4.0 <https://creativecommons.org/licenses/by-nc-sa/4.0/>



Co-funded by the European Union

Inclusive Hydroponic Crops is funded by the European Union. The opinions and views expressed are solely those of the author(s) and do not necessarily reflect those of the European Union or the European Education and Culture Executive Agency (EACEA). Neither the European Union nor EACEA can be held responsible for them.